



Certificate of Analysis




9216641593418694 2% CBD SALMON OIL
Matrix: Derivative
Accession Number: 011722UD0003
Harvest/Lot ID: 9216641593418694 2% CBD
Seed to Sale: *
Batch Date: 01/13/22
Batch #: NKYTOB 121420 9216641593418694
Sample Size Received: 30
Retail Product Size: 30
Ordered: 01/13/22
Completed: 01/21/22
Sampling Method: SOP Client Method

Jan 21, 2022 | Aerosource H


 Kevil, KY,
 (270) 462-2742

CANNABINOID RESULTS

Total THC 0.000%	Total CBD 2.091%	Total Cannabinoids 2.091%
-----------------------------------	-----------------------------------	--------------------------------------------



	CBC	CBD	CBDA	CBDV	CBG	CBGA	CBN	D8-THC	D9-THC	THCA	THCV
Conc.(wt%)	ND	2.091	ND	ND	ND	ND	ND	ND	ND	ND	ND
Conc.(mg/g)	ND	20.910	ND	ND	ND	ND	ND	ND	ND	ND	ND
LOQ	0.04	0.04	0.04	0.04	0.04	0.04	0.04	0.04	0.04	0.04	0.04

Analyzed by TW	Date 01/19/2022	Instrument used Shimadzu HPLC w/ PDA	Analysis Method SOP.KY.02.012
--------------------------	---------------------------	------------------------------------------------	-----------------------------------------

Full spectrum cannabinoid analysis utilizing High Performance Liquid Chromatography with UV detection (HPLC-PDA). SOP.KY.02.005 for sample prep and SOP.KY.02.012 for analysis. % = %w/w = Percent (Weight of Analyte/Weight Product) Total Cannabinoids result reflects the absolute sum of all cannabinoids detected. **Total Potential THC/CBD is calculated using the following formulas to take into account the loss of a carboxyl group during decarboxylation Total THC = THC + (THCa*0.877) Total CBD = CBD + (CBDa*0.877)

Filth & Foreign Matter	PASSED
-----------------------------------	---------------

Analyzed by TW	Date 01/19/2022	Instrument used Microscope (Amscope)	Analysis Method SOP.KY.02.011
--------------------------	---------------------------	------------------------------------------------	-----------------------------------------

This includes but is not limited to hair, insects, feces, packaging contaminants, and manufacturing waste and by-products. An SH-2B/T Stereo Microscope is used for inspection. (Method: SOP.KY.02.011)

This report shall not be reproduced, unless in its entirety, without written approval from BlueLeaf Laboratory. This report is an BlueLeaf Laboratory certification. The results relate only to the material or product analyzed. Test results are confidential unless explicitly waived otherwise. Void after 1 year from test end date. Cannabinoid content of batch material may vary depending on sampling error. IC=In-control QC parameter, NC=Non-controlled QC parameter, ND=Not Detected, NA=Not Analyzed, ppm=Parts Per Million, ppb=Parts Per Billion. Limit of Detection (LoD) and Limit Of Quantitation (LoQ) are terms used to describe the smallest concentration that can be reliably measured by an analytical procedure. RPD=Reproducibility of two measurements. Action Levels are State determined thresholds for human safety for consumption and/or inhalation. The result >99% are variable based on uncertainty of measurement (UM) for the analyte. The UM error is available from the lab upon request. The "Decision Rule" for the pass/fail does not include the UM. The limits are based on F.S. Rule 64-4.310.

Daniel Burriss

 Lab Director
 State License # 19-05-02P
 ISO/IEC 17025:2017

01/21/22

Signature

Signed On


 PJLA
 Testing
 Accreditation 113856



Certificate of Analysis

9216641593418694 2% CBD SALMON OIL

Matrix: Derivative

Accession Number: 011722UD0003

Harvest/Lot ID: 9216641593418694 2% CBD

Seed to Sale: *

Batch Date: 01/13/22

Batch #: NKYTOB 121420 9216641593418694


Sample Size Received: 30

Retail Product Size: 30

Ordered: 01/13/22

Completed: 01/21/22

Sampling Method: SOP Client Method

Aerosource H


aerosourceH

 Kevil, KY,
 Telephone: (270) 462-2742
 Email: cbaldwin@aerosourceh.com

Pesticides						PASSED					
Pesticides	LLOQ	Result	Units	Action Level	Pass / Fail	Pesticides	LLOQ	Result	Units	Action Level	Pass / Fail
Abamectin B1a	0.02	ND	ppm	0.5	PASS	Acephate	0.01	ND	ppm	0.4	PASS
Acequinocyl	0.05	ND	ppm	2	PASS	Acetamiprid	0.01	ND	ppm	0.2	PASS
Aldicarb	0.02	ND	ppm	0.4	PASS	Azoxystrobin	0.01	ND	ppm	0.2	PASS
Bifenazate	0.01	ND	ppm	3.0	PASS	Bifenthrin	0.01	ND	ppm	0.2	PASS
Boscalid	0.01	ND	ppm	0.4	PASS	Carbaryl	0.01	ND	ppm	0.2	PASS
Carbofuran	0.01	ND	ppm	0.2	PASS	Chlorantraniliprole	0.01	ND	ppm	0.2	PASS
Chlorpyrifos	0.01	ND	ppm	0.2	PASS	cis-Permethrin	0.0041	ND	ppm	0.4	PASS
Clofentezine	0.01	ND	ppm	0.2	PASS	Coumaphos	0.01	ND	ppm	0.2	PASS
Cypermethrin	0.02	ND	ppm	1	PASS	Daminozide	0.02	ND	ppm	1	PASS
Diazanone	0.01	ND	ppm	0.2	PASS	Dichlorvos	0.05	ND	ppm	0.1	PASS
Dimethoate	0.01	ND	ppm	0.2	PASS	Dimethomorph	0.005	ND	ppm	0.1	PASS
Ethoprophos	0.01	ND	ppm	0.2	PASS	Etofenprox	0.01	ND	ppm	0.4	PASS
Etoxazole	0.01	ND	ppm	0.2	PASS	Fenhexamid	0.005	ND	ppm	0.1	PASS
Fenoxycarb	0.01	ND	ppm	0.2	PASS	Fenpyroximate	0.01	ND	ppm	0.4	PASS
Fipronil	0.02	ND	ppm	0.4	PASS	Flonicamid	0.01	ND	ppm	1	PASS
Fludioxonil	0.01	ND	ppm	0.4	PASS	Hexythiazox	0.01	ND	ppm	1	PASS
Imazalil	0.01	ND	ppm	0.2	PASS	Imidacloprid	0.01	ND	ppm	0.4	PASS
Kresoxim-Methyl	0.01	ND	ppm	0.4	PASS	Malathion	0.01	ND	ppm	0.2	PASS
Metalaxyl	0.01	ND	ppm	0.2	PASS	Methiocarb	0.01	ND	ppm	0.2	PASS
Methomyl	0.01	ND	ppm	0.4	PASS	Mevinphos	0.01	ND	ppm	0.1	PASS
Myclobutanil	0.01	ND	ppm	0.2	PASS	Naled	0.01	ND	ppm	0.5	PASS
Oxamyl	0.01	ND	ppm	1	PASS	Paclobutrazol	0.01	ND	ppm	0.4	PASS
Permethrins (sum)	0.05	ND	ppm	1	PASS	Phosmet	0.01	ND	ppm	0.2	PASS
Piperonyl Butoxide	0.01	ND	ppm	2	PASS	Prallethrin	0.05	ND	ppm	0.2	PASS
Propiconazole	0.01	ND	ppm	0.4	PASS	Propoxur	0.01	ND	ppm	0.2	PASS
Pyrethrin I	0.01	ND	ppm	1	PASS	Pyridaben	0.01	ND	ppm	0.2	PASS
Spinetoram	0.01	ND	ppm	0.5	PASS	Spinosad (Spinosyn A)	0.01	ND	ppm	0.2	PASS
Spinosad (Spinosyn D)	0.01	ND	ppm	0.2	PASS	Spiromesifen	0.01	ND	ppm	0.2	PASS
Spirotetramat	0.02	ND	ppm	0.2	PASS	Spiroxamine	0.01	ND	ppm	0.2	PASS
Tebuconazole	0.01	ND	ppm	0.4	PASS	Thiacloprid	0.01	ND	ppm	0.2	PASS
Thiamethoxam	0.01	ND	ppm	0.2	PASS	trans-Permethrin	0.0118	ND	ppm	0.4	PASS
Trifloxystrobin	0.01	ND	ppm	0.2	PASS						

Analyzed by	Date	Instrument used	Analysis Method
TW	01/19/2022	Shimadzu LCMSMS 8060	SOP.KY.02.022

Pesticide screening is performed using LC/MS/MS which can screen down to below single digit ppb concentrations for the 57 pesticides analyzed. (Method: SOP.KY.02.022)

This report shall not be reproduced, unless in its entirety, without written approval from BlueLeaf Laboratory. This report is an BlueLeaf Laboratory certification. The results relate only to the material or product analyzed. Test results are confidential unless explicitly waived otherwise. Void after 1 year from test end date. Cannabinoid content of batch material may vary depending on sampling error. IC=In-control QC parameter, NC=Non-controlled QC parameter, ND=Not Detected, NA=Not Analyzed, ppm=Parts Per Million, ppb=Parts Per Billion. Limit of Detection (LoD) and Limit Of Quantitation (LoQ) are terms used to describe the smallest concentration that can be reliably measured by an analytical procedure. RPD=Reproducibility of two measurements. Action Levels are State determined thresholds for human safety for consumption and/or inhalation. The result >99% are variable based on uncertainty of measurement (UM) for the analyte. The UM error is available from the lab upon request. The "Decision Rule" for the pass/fail does not include the UM. The limits are based on F.S. Rule 64-4.310.

Daniel Burriss

 Lab Director
 State License # 19-05-02P
 ISO/IEC 17025:2017

01/21/22



Accreditation 113856

Signature

Signed On



Certificate of Analysis

9216641593418694 2% CBD SALMON OIL
Matrix: Derivative

Accession Number: 011722UD0003

Harvest/Lot ID: 9216641593418694 2% CBD

Seed to Sale: *

Batch Date: 01/13/22

Batch #: NKYTOB 121420 9216641593418694


Sample Size Received: 30

Retail Product Size: 30

Ordered: 01/13/22

Completed: 01/21/22

Sampling Method: SOP Client Method

Aerosource H


 Kevil, KY,
Telephone: (270) 462-2742
Email: cbaldwin@aerosourceh.com

Mycotoxins	PASSED
-------------------	---------------

Analyte	LLOQ	Result	Units	Action Level	Pass / Fail	Analyte	LLOQ	Result	Units	Action Level	Pass / Fail
Aflatoxin B1	0.001	ND	ppm	0.2	PASS	Aflatoxin B2	0.001	ND	ppm	0.2	PASS
Aflatoxin G1	0.001	ND	ppm	0.2	PASS	Aflatoxin G2	0.001	ND	ppm	0.2	PASS
Ochratoxin A+	0.001	ND	ppm	0.2	PASS						

Analyzed by	Date	Instrument used	Analysis Method
DB	01/18/2022	Shimadzu LCMSMS 8060	SOP.KY.02.022

Aflatoxins B1, B2, G1, G2, and Ochratoxins A testing using LC/MS/MS. (Method: SOP.KY.02.022)

Residual Solvents	PASSED
--------------------------	---------------

Solvent	LLOQ	Result	Units	Action Level (PPM)	Pass/Fail
2-Propanol	60	ND	ppm	5000	PASS
Acetone	60	ND	ppm	5000	PASS
Acetonitrile	60	ND	ppm	410	PASS
Butane	200	ND	ppm	5000	PASS
Ethanol	80	ND	ppm	5000	PASS
Ethyl Acetate	60	ND	ppm	5000	PASS
Ethyl Ether	40	ND	ppm	5000	PASS
Heptane	40	ND	ppm	5000	PASS
Hexane	40	ND	ppm	290	PASS
Isobutane	200	ND	ppm	5000	PASS
M/P-Xylene	80	ND	ppm	2170	PASS
Methanol	40	ND	ppm	3000	PASS
O-Xylene	40	ND	ppm	2170	PASS
Pentane	60	ND	ppm	5000	PASS
Propane	400	ND	ppm	5000	PASS
Toluene	40	ND	ppm	890	PASS
Total Xylenes	120	ND	ppm	2170	PASS

Analyzed by	Date	Instrument used	Analysis Method
DB	01/18/2022	Shimadzu GC 2010+	SOP.KY.02.016

Residual solvents testing for 16 common extraction solvents is performed via GC/MS. (Method: SOP.KY.02.024)

Heavy Metals	PASSED
---------------------	---------------

Metal	LLOQ	Result	Unit	Action Level	Pass / Fail
Arsenic	0.2	ND	ppm	2	PASS
Cadmium	0.2	ND	ppm	2	PASS
Lead	0.2	ND	ppm	5	PASS
Mercury	0.2	ND	ppm	1	PASS

Analyzed by	Date	Instrument used	Analysis Method
DB	01/18/2022	Shimadzu ICP/MS	SOP.KY.02.020

Heavy Metals screening is performed using ICP-MS (Inductively Coupled Plasma - Mass Spectrometer) which can screen for toxic heavy metals (Arsenic, Cadmium, Lead, and Mercury). (Method SOP.KY.02.020)

Microbials	PASSED
-------------------	---------------

Analyte	Result
Aspergillus Flavus	not present in 1 gram.
Aspergillus Fumigatus	not present in 1 gram.
Aspergillus Niger	not present in 1 gram.
Aspergillus Terreus	not present in 1 gram.
E. Coli	not present in 1 gram.
Salmonella	not present in 1 gram.

Analyzed by	Date	Instrument used	Analysis Method
TW	01/19/2022	PathogenDX	SOP.KY.02.018

Microbiological testing for Fungal and Bacterial Identification via Polymerase Chain Reaction (PCR) method consisting of sample DNA amplified via tandem Polymerase Chain Reaction (PCR) as a crude lysate which avoids purification. (Method SOP.KY.02.018) If a pathogenic Escherichia Coli, Salmonella, Aspergillus fumigatus, Aspergillus flavus, Aspergillus niger, or Aspergillus terreus is detected in 1g of a sample, the sample fails the microbiological-impurity testing.

This report shall not be reproduced, unless in its entirety, without written approval from BlueLeaf Laboratory. This report is an BlueLeaf Laboratory certification. The results relate only to the material or product analyzed. Test results are confidential unless explicitly waived otherwise. Void after 1 year from test end date. Cannabinoid content of batch material may vary depending on sampling error. IC=In-control QC parameter, NC=Non-controlled QC parameter, ND=Not Detected, NA=Not Analyzed, ppm=Parts Per Million, ppb=Parts Per Billion. Limit of Detection (LoD) and Limit Of Quantitation (LoQ) are terms used to describe the smallest concentration that can be reliably measured by an analytical procedure. RPD=Reproducibility of two measurements. Action Levels are State determined thresholds for human safety for consumption and/or inhalation. The result >99% are variable based on uncertainty of measurement (UM) for the analyte. The UM error is available from the lab upon request. The "Decision Rule" for the pass/fail does not include the UM. The limits are based on F.S. Rule 64-4.310.

Daniel Burriss

 Lab Director
 State License # 19-05-02P
 ISO/IEC 17025:2017

01/21/22



Accreditation 113856

Signature

Signed On